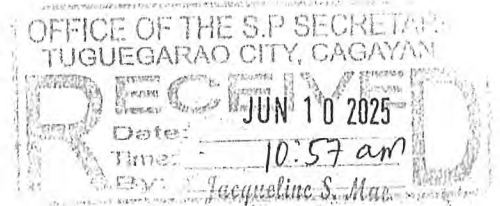




BAGONG PILIPINAS

Republic of the Philippines  
Province of Cagayan  
TUGUEGARAO CITY

Phone number : 0953-588-3721 | email address : [cmotuguegaraocity@gmail.com](mailto:cmotuguegaraocity@gmail.com)



OFFICE OF THE CITY MAYOR

09 June 2025

**THE PRESIDING OFFICER AND MEMBERS**

Sangguniang Panlungsod  
This City

Dear *Presiding Officer and Members of the Sanggunian*:


Herewith are the following City Development Council (CDC) resolutions for your information and appropriate action:

1. **CDC Resolution No. 08 series of 2025** - A RESOLUTION ADOPTING AND ENDORSING TO THE AUGUST SANGGUNIANG PANLUNGSOD THE HEREIN SUPPLEMENTAL LOCAL DEVELOPMENT INVESTMENT PROGRAM (SLDIP) NO. IX CY 2023-2028 FOR APPROPRIATE ACTION
2. **CDC Resolution No. 09 series of 2025** - A RESOLUTION ENDORSING TO THE SANGGUNIANG PANLUNGSOD THE HEREIN SUPPLEMENTAL ANNUAL INVESTMENT PROGRAM (SAIP) NO. 1 CY 2025 FOR APPROPRIATE ACTION

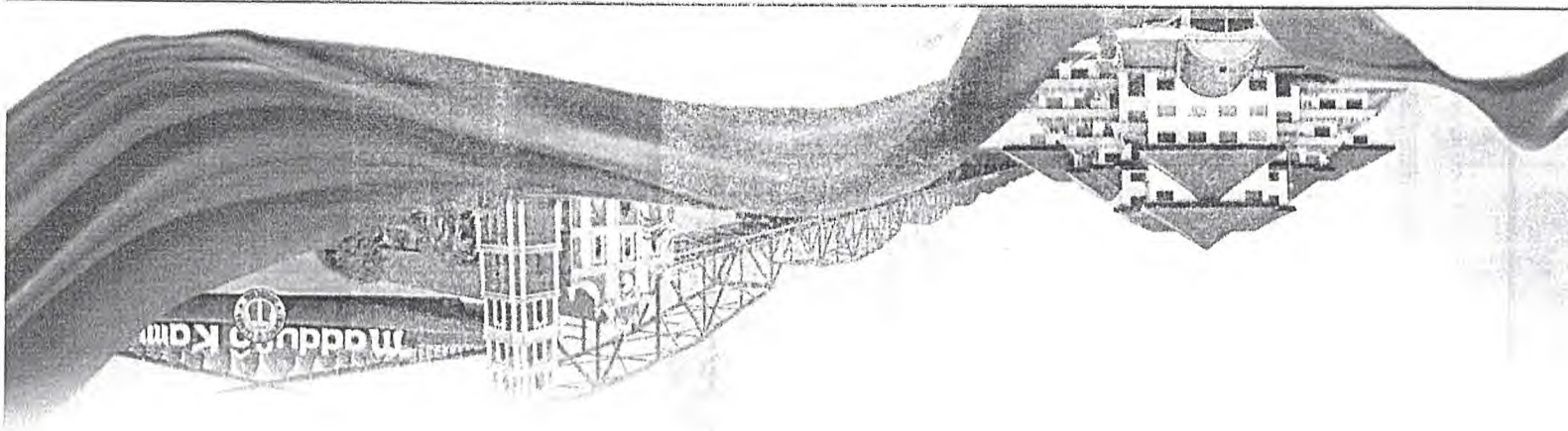
In the interest of public welfare, this matter is certified as **URGENT** pursuant to Article 107 of the Implementing Rules and Regulations of the Republic Act No. 7160, or the Local Government Code of 1991. We are also requesting the inclusion of these referrals in the agenda for the session of your august body on June 10, 2025.

If the aforesaid referrals will not be included in the agenda, by virtue of Section 52, paragraph b, of the Code, you are also notified to convene a SPECIAL SESSION on June 11, 2025 (Wednesday) to adopt the corresponding legislative action.

The Sangguniang Panlungsod is reminded to immediately act on the subject referrals, considering that if the same are delayed, the delivery of basic services will be further prejudiced since the preparation and approval of the development plans will be reinstituted and refiled by reason of the reorganization of both the City Council and the City Development Council, which is expected to last for 100 days after the assumption of the newly elected city officials.







- Copy furnished:
- Department of the Interior and Local Government
  - City Development Council
  - Local Finance Committee
  - City Administrator's Office
  - City Legal Office
  - City Planning and Development Office

**MALIA ROSARIO S. TING-QUE**  
City Mayor

In the name of public service,

Thank you!

Moreover, we would like to reiterate that the failure or inability of the Sangguniang Panlungsod to approve the necessary funding for the sanitary landfill, particularly the procurement of inert soil, may give rise to the administrative and/or criminal liability of the entire Tuguegarao City Government for non-compliance with the provisions of Republic Act No. 9003 and other relevant laws.

**OFFICE OF THE CITY MAYOR**

Phone number : 0953-588-3721 | email address : [cmotuguegarao@tuguegarao.gov.ph](mailto:cmotuguegarao@tuguegarao.gov.ph)

**Republic of the Philippines**  
**Province of Cagayan**  
**TUGUEGARAO CITY**

**BAGONG PILIPINAS**





BAGONG PILIPINAS

Republic of the Philippines  
Province of Cagayan  
Tuguegarao City

**CITY DEVELOPMENT COUNCIL**

**EXCERPTS FROM THE MINUTES OF THE CITY DEVELOPMENT COUNCIL (CDC)  
MEETING HELD ON JUNE 09, 2025 AT CROWN PAVILLON, UGAC NORTE,  
TUGUEGARAO CITY**

**CDC RESOLUTION NO. 08  
Series of 2025**

**A RESOLUTION ADOPTING AND ENDORSING TO THE AUGUST SANGGUNIAN  
PANLUNGSOD THE HEREIN SUPPLEMENTAL LOCAL DEVELOPMENT INVESTMENT  
PROGRAM (SLDIP) NO. IX CY 2023-2028 FOR APPROPRIATE ACTION**

**WHEREAS**, Section 455 of Republic Act No. 7160, otherwise known as the Local Government Code of 1991, provides that the City Mayor shall direct the formulation of the city development plan, with the assistance of the city development council;

**WHEREAS**, the City Development Council, acting as a collegial body tasked by Republic Act No. 7160 and Republic Act No. 8755 to prepare and adopt the local development plans of the city, convened to submit the supplemental LDIP for the immediate action of the Sangguniang Panlungsod;

**WHEREAS**, during the said meeting, there were new programs, projects, and activities that are necessary and indispensable for the promotion of public welfare and were submitted for immediate consideration and action by the CDC;

**WHEREAS**, there is a need to integrate these priority projects in the LDIP as supplements thereof for the improvement of facilities and effectiveness of services of the Tuguegarao City government;


**NOW THEREFORE** on motion of Ms. Purita S. Licas from the Informers Club (I-club) Media Association, Inc., and duly seconded Ms. Elena Tuddao of Bagong Bayani ng Maharlika Movement, Inc., **RESOLVE**, as it is hereby **RESOLVED**, to **ADOPT** the herein attached Supplemental Local Development Investment Program No. IX CY 2023-2028 and **INDORSE** the same to the august Sangguniang Panlungsod for appropriate action.

**RESOLVED AND ADOPTED** this 9<sup>th</sup> day of June 2025.

I hereby certify that the afore-quoted resolution is true and correct.

  
**CHONA Q. SEDANO, EnP.**  
City Planning & Development Coordinator  
CDC Secretary

ATTESTED:



**MAILA ROSARIO S. TING – QUE**  
City Mayor  
Chair, City Development Council



Republic of the Philippines  
Province of Cagayan  
**TUGUEGARAO CITY**

**SUPPLEMENTAL LOCAL DEVELOPMENT INVESTMENT PROGRAM (SLDIP) NO. IX CY 2023-2028**

| AIP<br>REFE-<br>RENCE<br>CODE | PROGRAM / PROJECT /<br>ACTIVITY DESCRIPTION  | IMPLEMENTING<br>OFFICE /<br>DEPARTMENT | SCHEDULE OF<br>IMPLEMENTATION |                    | EXPECTED<br>OUTPUTS   | FUNDING<br>SOURCE | FUNDING REQUIREMENT |      |               |      |      |      | TOTAL         |
|-------------------------------|--|--|-------------------------------|--------------------|---|-------------------|---------------------|------|---------------|------|------|------|---------------|
|                               |  |  | Starting<br>Date              | Completion<br>Date |   |                   | 2023                | 2024 | 2025          | 2026 | 2027 | 2028 |               |
|                               |  |  |                               |                    |   |                   |                     |      |               |      |      |      |               |
|                               | Upgrading of Traffic Signalization (Traffic Light)<br>Pattani St-Diversion Road Intersection   | CMO/CEO                                | June                          | December           | Upgraded Traffic light  | GF                |                     |      | 4,357,831.00  |      |      |      | 4,357,831.00  |
|                               | Upgrading of Traffic Signalization (Traffic Light)<br>Caritan Highway - Diversion Road Intersection  | CMO/CEO                                | June                          | December           | Upgraded Traffic light  | GF                |                     |      | 4,276,069.00  |      |      |      | 4,276,069.00  |
|                               | Other PPE<br>- LED Wall (Tuguegarao City Commercial<br>Center, Cultural Center, Peoples<br>Gymnasium, City Hall Lobby, Tuguegarao<br>City Public Market(Don Domingo Public<br>Market, Multi-Purpose Building-Carig<br>Sur, Peoples General Hospital) | CMO/CESO                               | June                          | December           | Purchased and installed<br>Led Wall at different<br>government facilities | GF                |                     |      | 25,000,000.00 |      |      |      | 25,000,000.00 |
|                               | - Sound System for Cultural Center   | CMO/CESO                               | June                          | December           | Purchased sound system  | GF                |                     |      | 3,500,000.00  |      |      |      | 3,500,000.00  |
|                               | Office Equipment-Air Conditioning Units for<br>Cultural Center   | CMO/CESO                               | June                          | December           | Purchased Air conditioning<br>Units for Cultural Center                   | GF                |                     |      | 5,000,000.00  |      |      |      | 5,000,000.00  |
|                               | Furniture and Fixtures<br>-Chairs for Cultural Center  | CMO/CESO                               | June                          | December           | Purchased Chairs for Cultural<br>Center                                   | GF                |                     |      | 1,500,000.00  |      |      |      | 1,500,000.00  |
|                               | -Chairs for all government facilities  | CMO/CESO                               | June                          | December           | Purchased chairs for all<br>government facilities                         | GF                |                     |      | 1,500,000.00  |      |      |      | 1,500,000.00  |
|                               | TOTAL  |  |                               |                    |   |                   |                     |      | 45,133,900.00 |      |      |      | 45,133,900.00 |

  
**CHONA Q. SEDANO, EnP**  
City Planning and Development Coordinator

  
**MAILA ROSARIO S. TING QUE**  
City Mayor



BAGONG PILIPINAS

Republic of the Philippines  
Province of Cagayan  
Tuguegarao City

CITY DEVELOPMENT COUNCIL

EXCERPTS FROM THE MINUTES OF THE CITY DEVELOPMENT COUNCIL (CDC)  
MEETING HELD ON JUNE 09, 2025 AT CROWN PAVILLON, UGAC NORTE,  
TUGUEGARAO CITY

CDC RESOLUTION NO. 09  
Series of 2025

A RESOLUTION ENDORSING TO THE SANGGUNIAN PANLUNGSOD THE HEREIN  
SUPPLEMENTAL ANNUAL INVESTMENT PROGRAM (SAIP) NO. 1 CY 2025 FOR  
APPROPRIATE ACTION

**WHEREAS**, the City Development Council (CDC) Resolution No. 07 series of 2025, which contains the programs, projects, and activities in the Supplemental Annual Investment Program, was endorsed by the Office of the City Mayor to the Sangguniang Panlungsod for its appropriate action on March 10, 2025;

**WHEREAS**, after numerous committee meetings and plenary discussion, the Sangguniang Panlungsod substantially reduced the amount of several programs, projects, and activities in the said Supplemental Annual Investment Program by virtue of City Resolution No. 205-09-2025, to wit:

| ITEM  | AMOUNT IN THE SAIP<br>ADOPTED BY CDC<br>RESOLUTION | AMOUNT IN THE CITY<br>COUNCIL RESOLUTION                  |
|---|--|---|
| MOOE allocation under the City Mayor’s Office/CGSO for the hiring of additional job order workers | PhP 11,264,000.00                                  | PhP 1,000,000.00<br><i>(reduced by PhP 10,264,000.00)</i> |
| Procurement of Inert Soil   | PhP 7,260,906.00                                   | PhP 3,000,000.00<br><i>(reduced by PhP 4,260,906.00)</i>  |

**WHEREAS**, a plain review of the City Council Resolution reveals that the Sangguniang Panlungsod failed to clearly and convincingly state the grounds for the substantial reduction of the amount specified in the Supplemental Annual Investment Program adopted by the City Development Council;

**WHEREAS**, the action of the Sangguniang Panlungsod of reducing the amount specified in the Supplemental Annual Investment Program without referring the matter to the City Development Council not only circumvents but also violates the well-established rule, recognized by the Department of the Interior and Local Government (DILG) and Department of Budget and Management (DBM), that the formulation and initiation of local development plans are the statutory mandate of the local development councils;

**WHEREAS**, the DILG, through Legal Opinion No. 22 series of 2007, categorically and unequivocally reminded the Local Government Units that although the Sanggunian is authorized by Republic Act No. 7160 to approve the local development plan formulated by the local development council, such authority **DOES NOT** include the power to modify, revise, or alter



**WHEREAS**, aside from being inconsistent with statutory and regulatory guidelines and blatantly disregarding the same, the action of the Sanggunian has derailed the approval the Supplemental Annual Investment Program, which resulted in the unreasonable delay of funding the vital and necessary programs, projects, and activities for the general welfare of the Tuguegaraoenos;

**WHEREAS**, the failure or inability of the Sangguniang Panlungsod to approve the necessary funding for the Sanitary Landfill, particularly the procurement of inert soil, may give rise to the accountability of the City Government for non-compliance with the provisions of Republic Act No. 9003 and other relevant laws;

**WHEREAS**, given the limited time of the incumbent City Council and City Development Council, whose terms are both going to expire on June 30, 2025, and the subsequent reorganization of the local special bodies within 100 days from the assumption of the newly elected city officials, there is a necessity for the Sangguniang Panlungsod to immediately review, discuss, deliberate, and approve the Supplemental Annual Investment Program (SAIP) so as not to hamper the delivery of basic and vital services;

**WHEREAS**, notwithstanding its opposition to the irregular and unreasonable actions of the Sangguniang Panlungsod, the City Development Council, with due acknowledgment of the pressing need to have additional development measures for the benefit of its constituency, reconvened on June 9, 2025, to immediately adopt and indorse the Supplemental Annual Investment Program, generally described as follows:

- i. The Personnel Services of the Tuguegarao City Government is a major component of the Supplemental Annual Investment Program (SAIP) by virtue of the Executive Order No. 64, Section 04 dated August 02, 2024, which provides guidelines updating the Salary of Civilian Government Personnel including the Salary Adjustment of Local Government Units (LGUs);
- ii. The SAIP embodies various priority programs, projects and activities and other items of expenditure that are necessary for public service, general welfare, and public convenience, including the upgrading, repair, and maintenance of public facilities and equipment and the implementation of environmental management (Inert Soil) project.

**WHEREAS**, the Local Finance Committee certified that the amount of **One Hundred Forty-Seven Million Thirty-Three Thousand One Hundred Ten Pesos (PhP 147,033,110.00)** from unappropriated surplus (retained earnings), savings from continuing appropriation, and appropriation from reprogrammed projects for 2025 is free from any obligation and is available for appropriation;


**WHEREAS**, there is therefore a need to integrate these priority PPAs and other items of expenditure in the Supplemental Annual Investment Program (SAIP) AS SUPPLEMENTS THEREOF and form part of the Supplemental Budget No. 01 CY 2025;

**NOW THEREFORE**, on motion of Ms. Elena Tuddao, President of Bagong Bayani ng Maharlika Movement, Inc., and duly seconded by all members, **RESOLVE**, as it is hereby **RESOLVED**, to **ADOPT** the herein attached Supplemental Annual Investment Program (SAIP) No. 01 CY 2025 and **INDORSE** the same to the august Sangguniang Panlungsod for appropriate action.

**RESOLVED FUTHER**, that all CDC resolutions contrary to or inconsistent with the provisions of this Resolution are hereby repealed, amended, or modified accordingly.

**RESOLVED AND ADOPTED** this 9<sup>th</sup> day of June 2025.

I hereby certify that the afore-quoted resolution is true and correct.

  
**CHONA Q. SEDANO, EnP.**  
City Planning & Development Coordinator  
CDC Secretary

ATTESTED:

  
**MAILA ROSARIO S. TING – QUE**  
City Mayor  
Chair, City Development Council



Republic of the Philippines  
Province of Cagayan  
TUGUEGARAO CITY

**SUPPLEMENTAL ANNUAL INVESTMENT PROGRAM (SAIP) NO. 1**  
**Current Year 2025**

| AIP<br>REFE-<br>RENCE<br>CODE   | PROGRAM / PROJECT /<br>ACTIVITY DESCRIPTION | IMPLEMENTING<br>OFFICE /<br>DEPARTMENT | SCHEDULE OF<br>IMPLEMENTATION |                    | EXPECTED<br>OUTPUTS | FUNDING<br>SOURCE |                              | AMOUNTS                      |   |                        | TOTAL | AMOUNT                          |                                 |                        |
|---|---|--|-------------------------------|--------------------|---------------------|-------------------|------------------------------|------------------------------|---|------------------------|-------|---------------------------------|---------------------------------|------------------------|
|   |   |  | Starting<br>Date              | Completion<br>Date |                     |                   | Financial<br>Expense<br>(FE) | Personal<br>Services<br>(PS) | Maintenance &<br>Other Operating<br>Expenses (MOOE) | Capital Outlay<br>(CO) |       | Climate<br>Change<br>Adaptation | Climate<br>Change<br>Mitigation | CC<br>Typology<br>Code |
| General<br>Services<br><br><br><br><br><br><br><br><br><br><br><br><br><br><br><br><br><br><br><br><br><br><br><br><br><br><br><br><br><br><br><br><br><br><br><br><br><br><br><br><br><br><br><br><br><br><br><br><br><br><br><br><br><br><br><br><br><br><br><br><br><br><br><br><br><br><br><br><br><br><br><br><br><br><br><br><br><br><br><br><br><br><br><br><br><br><br><br><br><br><br><br><br><br><br><br><br><br><br><br><br><br><br><br><br><br><br><br><br><br><br><br><br><br><br><br><br><br><br><br><br><br><br><br><br><br><br><br><br><br><br><br><br><br><br><br><br><br><br><br><br><br><br><br><br><br><br><br><br><br><br><br><br><br><br><br><br><br><br><br><br><br><br><br><br><br><br><br><br><br><br><br><br><br><br><br><br><br><br><br><br><br><br><br><br><br><br><br><br><br><br><br><br><br><br><br><br><br><br><br><br><br><br><br><br><br><br><br><br><br><br><br><br><br><br><br><br><br><br><br><br><br><br><br><br><br><br><br><br><br><br><br><br><br><br><br><br><br><br><br><br><br><br><br><br><br><br><br><br><br><br><br><br><br><br><br><br><br><br><br><br><br><br><br><br><br><br><br><br><br><br><br><br><br><br><br><br><br><br><br><br><br><br><br><br><br><br><br><br><br><br><br><br><br><br><br><br><br><br><br><br><br><br><br><br><br><br><br><br><br><br><br><br><br><br><br><br><br><br><br><br><br><br><br><br><br><br><br><br><br><br><br><br><br><br><br><br><br><br><br><br><br><br><br><br><br><br><br><br><br><br><br><br><br><br><br><br><br><br><br><br><br><br><br><br><br><br><br><br><br><br><br><br><br><br><br><br><br><br><br><br><br><br><br><br><br><br><br><br><br><br><br><br><br><br><br><br><br><br><br><br><br><br><br><br><br><br><br><br><br><br><br><br><br><br><br><br><br><br><br><br><br><br><br><br><br><br><br><br><br><br><br><br><br><br><br><br><br><br><br><br><br><br><br><br><br><br><br><br><br><br><br><br><br><br><br><br><br><br><br><br><br><br><br><br><br><br><br><br><br><br><br><br><br><br><br><br><br><br><br><br><br><br><br><br><br><br><br><br><br><br><br><br><br><br><br><br><br><br><br><br><br><br><br><br><br><br><br><br><br><br><br><br><br><br><br><br><br><br><br><br><br><br><br><br><br><br><br><br><br><br><br><br><br><br><br><br><br><br><br><br><br><br><br><br><br><br><br><br><br><br><br><br><br><br><br><br><br><br><br><br><br><br><br><br><br><br><br><br><br><br><br><br><br><br><br><br><br><br><br><br><br><br><br><br><br><br><br><br><br><br><br><br><br><br><br><br><br><br><br><br><br><br><br><br><br><br><br><br><br><br><br><br><br><br><br><br><br><br><br><br><br><br><br><br><br><br><br><br><br><br><br><br><br><br><br><br><br><br><br><br><br><br><br><br><br><br><br><br><br><br><br><br><br><br><br><br><br><br><br><br><br><br><br><br><br><br><br><br><br><br><br><br><br><br><br><br><br><br><br><br><br><br><br><br><br><br><br><br><br><br><br><br><br><br><br><br><br><br><br><br><br><br><br><br><br><br><br><br><br><br><br><br><br><br><br><br><br><br><br><br><br><br><br><br><br><br><br><br><br><br><br><br><br><br><br><br><br><br><br><br><br><br><br><br><br><br><br><br><br><br><br><br><br><br><br><br><br><br><br><br><br><br><br><br><br><br><br><br><br><br><br><br><br><br><br><br><br><br><br><br><br><br><br><br><br><br><br><br><br><br><br><br><br><br><br><br><br><br><br><br><br><br><br><br><br><br><br><br><br><br><br><br><br><br><br><br><br><br><br><br><br><br><br><br><br><br><br><br><br><br><br><br><br><br><br><br><br><br><br><br><br><br><br><br><br><br><br><br><br><br><br><br><br><br><br><br><br><br><br><br><br><br><br><br><br><br><br><br><br><br><br><br><br><br><br><br><br><br><br><br><br><br><br><br><br><br><br><br><br><br><br><br><br><br><br><br><br><br><br><br><br><br><br><br><br><br><br><br><br><br><br><br><br><br><br><br><br><br><br><br><br><br><br><br><br><br><br><br><br><br><br><br><br><br><br><br><br><br><br><br><br><br><br><br><br><br><br><br><br><br><br><br><br><br><br><br><br><br><br><br><br><br><br><br><br><br><br><br><br><br><br><br><br><br><br><br><br><br><br><br><br><br><br><br><br><br><br><br><br><br><br><br><br><br><br><br><br><br><br><br><br><br><br><br><br><br><br><br><br><br><br><br><br><br><br><br><br><br><br><br><br><br><br><br><br><br><br><br><br><br><br><br><br><br><br><br><br><br><br><br><br><br><br><br><br><br><br><br><br><br><br><br><br><br><br><br><br><br><br><br><br><br><br><br><br><br><br><br><br><br><br><br><br><br><br><br><br><br><br><br><br><br><br><br><br><br><br><br><br><br><br><br><br><br><br><br><br><br><br><br><br><br><br><br><br><br><br><br><br><br><br><br><br><br><br><br><br><br><br><br><br><br><br><br><br><br><br><br><br><br><br><br><br><br><br><br><br><br><br><br><br><br><br><br><br><br><br><br><br><br><br><br><br><br><br><br><br><br><br><br><br><br><br><br><br><br><br><br><br><br><br><br><br><br><br><br><br><br><br><br><br><br><br><br><br><br><br><br><br><br><br><br><br><br><br><br><br><br><br><br><br><br><br><br><br><br><br><br><br><br><br><br><br><br><br><br><br><br><br><br><br><br><br><br><br><br><br><br><br><br><br><br><br><br><br><br><br><br><br><br><br><br><br><br><br><br><br><br><br><br><br><br><br><br><br><br><br><br><br><br><br><br><br><br><br><br><br><br><br><br><br><br><br><br><br><br><br><br><br><br><br><br><br><br><br><br><br><br><br><br><br><br><br><br><br><br><br><br><br><br><br><br><br><br><br><br><br><br><br><br><br><br><br><br><br><br><br><br><br><br><br><br><br><br><br><br><br><br><br><br><br><br><br><br><br><br><br><br><br><br><br><br><br><br><br><br><br><br><br><br><br><br><br><br><br><br><br><br><br><br><br><br><br><br><br><br><br><br><br><br><br><br><br><br><br><br><br><br><br><br><br><br><br><br><br><br><br><br><br><br><br><br><br><br><br><br><br><br><br><br><br><br><br><br><br><br><br><br><br><br><br><br><br><br><br><br><br><br><br><br><br><br><br><br><br><br><br><br><br><br><br><br><br><br><br><br><br><br><br><br><br><br><br><br><br><br><br><br><br><br><br><br><br><br><br><br><br><br><br><br><br><br><br><br><br><br><br><br><br><br><br><br><br><br><br><br><br><br><br><br><br><br><br><br><br><br><br><br><br><br><br><br><br><br><br><br><br><br><br><br><br><br><br><br><br><br><br><br><br><br><br><br><br><br><br><br><br><br><br><br><br><br><br><br><br><br><br><br><br><br><br><br><br><br><br><br><br><br><br><br><br><br><br><br><br><br><br><br><br><br><br><br><br><br><br><br><br><br><br><br><br><br><br><br><br><br><br><br><br><br><br><br><br><br><br><br><br><br><br><br><br><br><br><br><br><br><br><br><br><br><br><br><br><br><br><br><br><br><br><br><br><br><br><br><br><br><br><br><br><br><br><br><br><br><br><br><br><br><br><br><br><br><br><br><br><br><br><br><br><br><br><br><br><br><br><br><br><br><br><br><br><br><br><br><br><br><br><br><br><br><br><br><br><br><br><br><br><br><br><br><br><br><br><br><br><br><br><br><br><br><br><br><br><br><br><br><br><br><br><br><br><br><br><br><br><br><br><br><br><br><br><br><br><br><br><br><br><br><br><br><br><br><br><br><br><br><br><br><br><br><br><br><br><br><br><br><br><br><br><br><br><br><br><br><br><br><br><br><br><br><br><br><br><br><br><br><br><br><br><br><br><br><br><br><br><br><br><br><br><br><br><br><br><br><br><br><br><br><br><br><br><br><br><br><br><br><br><br><br><br><br><br><br><br><br><br><br><br><br><br><br><br><br><br><br><br><br><br><br><br><br><br><br><br><br><br><br><br><br><br><br><br><br><br><br><br><br><br><br><br><br><br><br><br><br><br><br><br><br><br><br><br><br><br><br><br><br><br><br><br><br><br><br><br><br><br><br><br><br><br><br><br><br><br><br><br><br><br><br><br><br><br><br><br><br><br><br><br><br><br><br><br><br><br><br><br><br><br><br><br><br><br><br><br><br><br><br><br><br><br><br><br><br><br><br><br><br><br><br><br><br><br><br><br><br><br><br><br><br><br><br><br><br><br><br><br><br><br><br><br><br><br><br><br><br><br><br><br><br><br><br><br><br><br><br><br><br><br><br><br><br><br><br><br><br><br><br><br><br><br><br><br><br><br><br><br><br><br><br><br><br><br><br><br><br><br><br><br><br><br><br><br><br><br><br><br><br><br><br><br><br><br><br><br><br><br><br><br><br><br><br><br><br><br><br><br><br><br><br><br><br><br><br><br><br><br><br><br><br><br><br><br><br><br><br><br><br><br><br><br><br><br><br><br><br><br><br><br><br><br><br><br><br><br><br><br><br><br><br><br><br><br><br><br><br><br><br><br><br><br><br><br><br><br><br><br><br><br><br><br><br><br><br><br><br><br><br><br><br><br><br><br><br><br><br><br><br><br><br><br><br><br><br><br><br><br><br><br><br><br><br><br><br><br><br><br><br><br><br><br><br><br><br><br><br><br><br><br><br><br><br><br><br><br><br><br><br><br><br><br><br><br><br><br><br><br><br><br><br><br><br><br><br><br><br><br><br><br><br><br><br><br><br><br><br><br><br><br><br><br><br><br><br><br><br><br><br><br><br><br><br><br><br><br><br><br><br><br><br><br><br><br><br><br><br><br><br><br><br><br><br><br><br><br><br><br><br><br><br><br><br><br><br><br><br><br><br><br><br><br><br><br><br><br><br><br><br><br><br><br><br><br><br><br><br><br><br><br><br><br><br><br><br><br><br><br><br><br><br><br><br><br><br><br><br><br><br><br><br><br><br><br><br><br><br><br><br><br><br><br><br><br><br><br><br><br><br><br><br><br><br><br><br><br><br><br><br><br><br><br><br><br><br><br><br><br><br><br><br><br><br><br><br><br><br><br><br><br><br><br><br><br><br><br><br><br><br><br><br><br><br><br><br><br><br><br><br><br><br><br><br><br><br><br><br><br><br><br><br><br><br><br><br><br><br><br><br><br><br><br><br><br><br><br><br><br><br><br><br><br><br><br><br><br><br><br><br><br><br><br><br><br><br><br><br><br><br><br><br><br><br><br><br><br><br><br><br><br><br><br><br><br><br><br><br><br><br><br><br><br><br><br><br><br><br><br><br><br><br><br><br><br><br><br><br><br><br><br><br><br><br><br><br><br><br><br><br><br><br><br><br><br><br><br><br><br><br><br><br><br><br><br><br><br><br><br><br><br><br><br><br><br><br><br><br><br><br><br><br><br><br><br><br><br><br><br><br><br><br><br><br><br><br><br><br><br><br><br><br><br><br><br><br><br><br><br><br><br><br><br><br><br><br><br><br><br><br><br><br><br><br><br><br><br><br><br><br><br><br><br><br><br><br><br><br><br><br><br><br><br><br><br><br><br><br><br><br><br><br><br><br><br><br><br><br><br><br><br><br><br><br><br><br><br><br><br><br><br><br><br><br><br><br><br><br><br><br><br><br><br><br><br><br><br><br><br><br><br><br><br><br><br><br><br><br><br><br><br><br><br><br><br><br><br><br><br><br><br><br><br><br><br><br><br><br><br><br><br><br><br><br><br><br><br><br><br><br><br><br><br><br><br><br><br><br><br><br><br><br><br><br><br><br><br><br><br><br><br><br><br><br><br><br><br><br><br><br><br><br><br><br><br><br><br><br><br><br><br><br><br><br><br><br><br><br><br><br><br><br><br><br><br><br><br><br><br><br><br><br><br><br><br><br><br><br><br><br><br><br><br><br><br><br><br><br><br><br><br><br><br><br><br><br><br><br><br><br><br><br><br><br><br><br><br><br><br><br><br><br><br><br><br><br><br><br><br><br><br><br><br><br><br><br><br><br><br><br><br><br><br><br><br><br><br><br><br><br><br><br><br><br><br><br><br><br><br><br><br><br><br><br><br><br><br><br><br><br><br><br><br><br><br><br><br><br><br><br><br><br><br><br><br><br><br><br><br><br><br><br><br><br><br><br><br><br><br><br><br><br><br><br><br><br><br><br><br><br><br><br><br><br><br><br><br><br><br><br> |   |  |                               |                    |                     |                   |                              |                              |   |                        |       |                                 |                                 |                        |

| AIP<br>REFE-<br>RENCE<br>CODE | PROGRAM / PROJECT /<br>ACTIVITY DESCRIPTION   | IMPLEMENTING<br>OFFICE /<br>DEPARTMENT | SCHEDULE OF<br>IMPLEMENTATION |                    | EXPECTED<br>OUTPUTS  | FUNDING<br>SOURCE | AMOUNTS                      |                              |   |                        | TOTAL        | AMOUNT                          |                                 |                        |
|-------------------------------|---|--|-------------------------------|--------------------|--|-------------------|------------------------------|------------------------------|---|------------------------|--------------|---------------------------------|---------------------------------|------------------------|
|                               |   |  | Starting<br>Date              | Completion<br>Date |  |                   | Financial<br>Expense<br>(FE) | Personal<br>Services<br>(PS) | Maintenance &<br>Other Operating<br>Expenses (MOOE) | Capital Outlay<br>(CO) |              | Climate<br>Change<br>Adaptation | Climate<br>Change<br>Mitigation | CC<br>Typology<br>Code |
|                               |   |  |                               |                    |  |                   |                              |                              |   |                        |              |                                 |                                 |                        |
|                               | Repair and Maintenance of Buildings &<br>Other Structure  | CMO/CEO                                | June                          | Dec                | Repaired and maintained<br>façade and welcome arch                       | GF                |                              |                              | 600,000.00  |                        | 600,000.00   |                                 |                                 |                        |
|                               | Repair and Maintenance of Comfort Rooms<br>-Agricultural Training Center ,<br>Demo Farm, Gosi Norte   | CMO/CEO                                | June                          | Dec                | Repaired and maintained<br>Comfort Rooms                                 | GF                |                              |                              | 150,000.00  |                        | 150,000.00   |                                 |                                 |                        |
|                               | -Tuguegarao City Hall, City<br>Hall Gounds, Enrile Boulevard,<br>Carig Sur  | CMO/CEO                                | June                          | Dec                | Repaired and maintained<br>Comfort Rooms                                 | GF                |                              |                              | 1,400,000.00  |                        | 1,400,000.00 |                                 |                                 |                        |
|                               | -People's Gymnasium,<br>Magallanes Street, Centro 3   | CMO/CEO                                | June                          | Dec                | Repaired and maintained<br>Comfort Rooms                                 | GF                |                              |                              | 260,000.00  |                        | 260,000.00   |                                 |                                 |                        |
|                               | -Tuguegarao City Commercial<br>Center, Bonifacio Street, Centro 7   | CMO/CEO                                | June                          | Dec                | Repaired and maintained<br>Comfort Rooms                                 | GF                |                              |                              | 205,729.00  |                        | 205,729.00   |                                 |                                 |                        |
|                               | Repair and Maintenance-Infrastructure Assets-Streetlights<br>-Repair and Maintenance of Streetlights<br>along Namabbalan Sur, Namabbalan Norte,<br>Gosi Sur, Libag Sur, Libag Norte, Capatan,<br>Caggay, Tanza, Carig Sur, Carig Norte,<br>Pengue-Ruyu, Diversion Road, Don Domingo<br>Balzain East, Bagay, Buntun, Catag.Nuevo/<br>Viejo/Pardo and Ugac Sur and Ugac Norte | CMO/CEO                                | June                          | Dec                | 109 units/streetlights<br>repaired & maintained                          | GF                |                              |                              | 2,260,000.00  |                        | 2,260,000.00 |                                 |                                 |                        |
|                               | Repair and Maintenance-Other PPE<br>-Barricades and Markings along Bonifacio<br>St., Legaspi St., Gonzaga St., Gomez St.,<br>Aguinaldo St., Arellano St., Bagay Road,<br>Caritan Higway, Magallanes St.,<br>Del Rosario St., Blumentritt St., & Mabini St. and<br>- Repair of Elevator at City Hall Bldg  | CMO/CEO                                | June                          | Dec                | Repaired and maintained<br><br>Barricade and street markings<br>10, 149m | GF                |                              |                              | 2,342,000.00  |                        | 2,342,000.00 |                                 |                                 |                        |
|                               |   |  |                               |                    |  |                   |                              |                              | 1,800,000.00  |                        | 1,800,000.00 |                                 |                                 |                        |



| AIP<br>REFE-<br>RENCE<br>CODE | PROGRAM / PROJECT /<br>ACTIVITY DESCRIPTION  | IMPLEMENTING<br>OFFICE /<br>DEPARTMENT | SCHEDULE OF<br>IMPLEMENTATION |                    | EXPECTED<br>OUTPUTS   | FUNDING<br>SOURCE | AMOUNTS                      |                              |   |                        | TOTAL         | AMOUNT                          |                                 |                        |
|-------------------------------|--|--|-------------------------------|--------------------|---|-------------------|------------------------------|------------------------------|---|------------------------|---------------|---------------------------------|---------------------------------|------------------------|
|                               |  |  | Starting<br>Date              | Completion<br>Date |   |                   | Financial<br>Expense<br>(FE) | Personal<br>Services<br>(PS) | Maintenance &<br>Other Operating<br>Expenses (MOOE) | Capital Outlay<br>(CO) |               | Climate<br>Change<br>Adaptation | Climate<br>Change<br>Mitigation | CC<br>Typology<br>Code |
|                               |  |  |                               |                    |   |                   |                              |                              |   |                        |               |                                 |                                 |                        |
|                               | Environmental Management (Inert Soil)  | CMO/CENRO                              | June                          | Dec                | Inert Soil delivered  | GF                |                              |                              | 7,260,906.00  |                        | 7,260,906.00  |                                 |                                 |                        |
|                               | Character First Program  | CMO/TRU                                | June                          | Dec                | Certificates & cash<br>incentives awarded to<br>Tricycle Drivers          | GF                |                              |                              | 500,000.00  |                        | 500,000.00    |                                 |                                 |                        |
|                               | Solo Parent Program  | CMO/CSWDO                              | June                          | Dec                | #of indigent SP & their<br>children provided monthly subsidy              | GF                |                              |                              | 3,600,000.00  |                        | 3,600,000.00  |                                 |                                 |                        |
|                               | Senior Citizen Dev'l Program   | CMO/CSWDO                              | June                          | Dec                | #of SC provided Cash Incentive  | GF                |                              |                              | 4,644,500.00  |                        | 4,644,500.00  |                                 |                                 |                        |
|                               | Sub-Total  |  |                               |                    |   |                   |                              |                              | 36,287,135.00                                       |                        | 36,287,135.00 |                                 |                                 |                        |
|                               | Capital Outlay   |  |                               |                    |   |                   |                              |                              |   |                        |               |                                 |                                 |                        |
|                               | Information Technology and<br>Communication Equipment  | CMO                                    | June                          | Dec                | Procured ITC eqmt.  | GF                |                              |                              |   | 1,000,000.00           | 1,000,000.00  |                                 |                                 |                        |
|                               | Furniture and Fixtures   | CMO                                    | June                          | Dec                | Procured Furn&fixtures  | GF                |                              |                              |   | 1,701,839.00           | 1,701,839.00  |                                 |                                 |                        |
|                               | STAC Medical Equipment   | CMO/STAC                               | June                          | Dec                | Procured STAC medical eqmt  | GF                |                              |                              |   | 414,000.00             | 414,000.00    |                                 |                                 |                        |
|                               | Other PPE  | CMO/CVET                               | June                          | Dec                | Procured OPPE   | GF                |                              |                              |   | 971,500.00             | 971,500.00    |                                 |                                 |                        |
|                               | Upgrading and Improvement of<br>Slaughterhouse at Capatan  | CMO/CEO/CVET                           | June                          | Dec                | Upgraded/Improved<br>Slaughterhouse                                       | GF                |                              |                              |   | 2,500,000.00           | 2,500,000.00  |                                 |                                 |                        |
|                               | Upgrading of Traffic Signalization (Traffic<br>Light) Pattani St. - Diversion Road<br>Intersection   | CMO/CEO                                | June                          | Dec                | Upgraded Traffic Light  | GF                |                              |                              |   | 4,357,831.00           | 4,357,831.00  |                                 |                                 |                        |
|                               | Upgrading of Traffic Signalization (Traffic<br>Light) Caritan Highway - Diversion Road<br>Intersection   | CMO/CEO                                | June                          | Dec                | Upgraded Traffic Light  | GF                |                              |                              |   | 4,276,069.00           | 4,276,069.00  |                                 |                                 |                        |
|                               | Other PPE  |  |                               |                    |   |                   |                              |                              |   |                        |               |                                 |                                 |                        |
|                               | - LED Wall (Tuguegarao City Commercial<br>Center, Cultural Center, People's<br>Gymnasium, City Hall Lobby, Tuguegarao<br>City Public Market (Don Domingo Public<br>Market), Multi-Purpose Building - Carig<br>Sur, Peoples General Hospital) | CMO/CCSO                               | June                          | Dec                | Purchased and installed<br>Led Wall at different<br>government facilities | GF                |                              |                              |   | 25,000,000.00          | 25,000,000.00 |                                 |                                 |                        |
|                               | - Sound System for Cultural Center   | CMO/GSO                                | June                          | Dec.               | Purchased sound system  | GF                |                              |                              |   | 3,500,000.00           | 3,500,000.00  |                                 |                                 |                        |

| AIR REFERENCE CODE | PROGRAM / PROJECT / ACTIVITY DESCRIPTION                    | IMPLEMENTING OFFICE / DEPARTMENT | SCHEDULE OF IMPLEMENTATION |                 | EXPECTED OUTPUTS                                     | FUNDING SOURCE | AMOUNTS                |                        |   |                     |                           | TOTAL         | AMOUNT                    |                  |  |
|--------------------|---|----------------------------------|----------------------------|-----------------|--|----------------|------------------------|------------------------|---|---------------------|---------------------------|---------------|---------------------------|------------------|--|
|                    |   |                                  | Starting Date              | Completion Date |  |                | Financial Expense (PE) | Personal Services (PS) | Maintenance & Other Operating Expenses (MOOE) | Capital Outlay (CO) | Climate Change Adaptation |               | Climate Change Mitigation | CC Typology Code |  |
|                    |   |                                  |                            |                 |  |                |                        |                        |   |                     |                           |               |                           |                  |  |
| 1000-2-01-002-101  | Office Equipment-Air Conditioning Units for Cultural Center | CMO/CSO                          | June                       | Dec             | Purchased Air conditioning Units for Cultural Center | GF             |                        |                        |   | 5,000,000.00        | 5,000,000.00              |               |                           |                  |  |
|                    | Furniture and Fixtures                                      |                                  |                            |                 |  |                |                        |                        |   |                     |                           |               |                           |                  |  |
|                    | -Chairs for Cultural Center                                 | CMO/CCSO                         | June                       | Dec             | Purchased Chairs for Cultural Center                 | GF             |                        |                        |   | 1,500,000.00        | 1,500,000.00              |               |                           |                  |  |
|                    | -Chairs for all government facilities                       | CMO/CCSO                         | June                       | Dec             | Purchased chairs for all government facilities       | GF             |                        |                        |   | 1,500,000.00        | 1,500,000.00              |               |                           |                  |  |
|                    | Sub-Total   |                                  |                            |                 |  |                |                        |                        |   | 51,721,239.00       | 51,721,239.00             |               |                           |                  |  |
|                    | Total   |                                  |                            |                 |  |                |                        |                        | 6,989,898.00                                  | 36,287,135.00       | 51,721,239.00             | 94,998,272.00 |                           |                  |  |
| 1000-2-01-002-101  | B. CITY VICE-MAYOR'S OFFICE                                 |                                  |                            |                 |  |                |                        |                        |   |                     |                           |               |                           |                  |  |
|                    | Personal Services   |                                  |                            |                 |  |                |                        |                        |   |                     |                           |               |                           |                  |  |
|                    | Salaries and Wages-Regular                                  |                                  |                            |                 |  |                |                        |                        |   |                     |                           |               |                           |                  |  |
|                    | Salaries and Wages-Casual                                   |                                  |                            |                 |  |                |                        |                        |   |                     |                           |               |                           |                  |  |
|                    | Representation Allowance                                    |                                  |                            |                 |  |                |                        |                        |   |                     |                           |               |                           |                  |  |
|                    | Transportation Allowance                                    | CYMO                             | June                       | Dec             | PS allocated & granted                               | GF             |                        |                        |   |                     |                           |               |                           |                  |  |
|                    | Year End Bonus  |                                  |                            |                 |  |                |                        |                        |   |                     |                           |               |                           |                  |  |
|                    | Rel. & Life Insurance Premium                               |                                  |                            |                 |  |                |                        |                        |   |                     |                           |               |                           |                  |  |
|                    | PHILHEALTH Contributions                                    |                                  |                            |                 |  |                |                        |                        |   |                     |                           |               |                           |                  |  |
|                    | Mid Year Bonus  |                                  |                            |                 |  |                |                        |                        |   |                     |                           |               |                           |                  |  |
|                    | Total   |                                  |                            |                 |  |                |                        |                        | 729,739.00                                    |                     |                           | 729,739.00    |                           |                  |  |
| 1000-2-01-1021     | C. SP LEGISLATIVE   |                                  |                            |                 |  |                |                        |                        |   |                     |                           |               |                           |                  |  |
|                    | Personal Services   |                                  |                            |                 |  |                |                        |                        |   |                     |                           |               |                           |                  |  |
|                    | Salaries and Wages-Regular                                  |                                  |                            |                 |  |                |                        |                        |   |                     |                           |               |                           |                  |  |
|                    | Salaries and Wages-Casual                                   |                                  |                            |                 |  |                |                        |                        |   |                     |                           |               |                           |                  |  |
|                    | Representation Allowance                                    | SP Legislative                   | June                       | Dec             | PS allocated & granted                               | GF             |                        |                        |   |                     |                           |               |                           |                  |  |
|                    | Transportation Allowance                                    |                                  |                            |                 |  |                |                        |                        |   |                     |                           |               |                           |                  |  |
|                    | Year End Bonus  |                                  |                            |                 |  |                |                        |                        |   |                     |                           |               |                           |                  |  |
|                    | Rel. & Life Insurance Premium                               |                                  |                            |                 |  |                |                        |                        |   |                     |                           |               |                           |                  |  |
|                    | PHILHEALTH Contributions                                    |                                  |                            |                 |  |                |                        |                        |   |                     |                           |               |                           |                  |  |
|                    | Terminal Leave Benefit                                      |                                  |                            |                 |  |                |                        |                        |   |                     |                           |               |                           |                  |  |
|                    | Mid Year Bonus  |                                  |                            |                 |  |                |                        |                        |   |                     |                           |               |                           |                  |  |
|                    | Total   |                                  |                            |                 |  |                |                        |                        | 729,739.00                                    |                     |                           | 729,739.00    |                           |                  |  |



| AIP<br>REFE-<br>RENCE<br>CODE | PROGRAM / PROJECT /<br>ACTIVITY DESCRIPTION  | IMPLEMENTING<br>OFFICE /<br>DEPARTMENT | SCHEDULE OF<br>IMPLEMENTATION |                    | EXPECTED<br>OUTPUTS    | FUNDING<br>SOURCE |                              | AMOUNTS  |   |                        | TOTAL  | AMOUNT                          |                                 |                        |
|-------------------------------|--|--|-------------------------------|--------------------|------------------------|-------------------|------------------------------|--|---|------------------------|--|---------------------------------|---------------------------------|------------------------|
|                               |  |  | Starting<br>Date              | Completion<br>Date |                        |                   | Financial<br>Expense<br>(FE) | Personal<br>Services<br>(PS)   | Maintenance &<br>Other Operating<br>Expenses (MOOE) | Capital Outlay<br>(CO) |  | Climate<br>Change<br>Adaptation | Climate<br>Change<br>Mitigation | CC<br>Typology<br>Code |
|                               |  |  |                               |                    |                        |                   |                              |  |   |                        |  |                                 |                                 |                        |
|                               | Total  |  |                               |                    |                        |                   |                              | 2,606,078.00   |   |                        | 2,606,078.00   |                                 |                                 |                        |
| 1000-2-01-1021                | D. SP SECRETARIAT<br>Personal Services<br>Salaries and Wages-Regular<br>Salaries and Wages-Casual<br>Representation Allowance<br>Transportation Allowance<br>Year End Bonus<br>Ret. & Life Insurance Premium<br>PHILHEALTH Contributions<br>Terminal Leave benefit<br>Mid Year Bonus | SP Secretariat                         | June                          | Dec                | PS allocated & granted | GF                |                              | 631,419.00<br>171,259.00<br>8,700.00<br>8,700.00<br>68,788.00<br>96,321.00<br>18,490.00<br>690,250.00<br>65,534.00 |   |                        | 631,419.00<br>171,259.00<br>8,700.00<br>8,700.00<br>68,788.00<br>96,321.00<br>18,490.00<br>690,250.00<br>65,534.00 |                                 |                                 |                        |
|                               | Total  |  |                               |                    |                        |                   |                              | 1,759,461.00   |   |                        | 1,759,461.00   |                                 |                                 |                        |
| 1000-0-01-013-1031            | E. CITY ADMINISTRATOR'S OFFICE<br>Personal Services<br>Salaries and Wages-Regular<br>Salaries and Wages-Casual<br>Representation Allowance<br>Transportation Allowance<br>Year End Bonus<br>Ret. & Life Insurance Premium<br>PHILHEALTH Contributions<br>Mid Year Bonus              | City Admin.<br>OFFICE /                | June                          | Dec                | PS allocated & granted | GF                |                              | 100,309.00<br>27,358.00<br>5,100.00<br>5,100.00<br>10,888.00<br>15,320.00<br>1,585.00<br>10,461.00                 |   |                        | 100,309.00<br>27,358.00<br>5,100.00<br>5,100.00<br>10,888.00<br>15,320.00<br>1,585.00<br>10,461.00                 |                                 |                                 |                        |
|                               | Total  |  |                               |                    |                        |                   |                              | 176,121.00   |   |                        | 176,121.00   |                                 |                                 |                        |
| 1000-02-01-0091041            | F. CITY PLANNING & DEV'T. OFFICE<br>Personal Services<br>Salaries and Wages-Regular<br>Representation Allowance<br>Transportation Allowance<br>Year End Bonus<br>Ret. & Life Insurance Premium   | CPDO                                   | June                          | Dec                | PS allocated & granted | GF                |                              | 624,454.00<br>8,700.00<br>8,700.00<br>53,432.00<br>74,935.00   |   |                        | 624,454.00<br>8,700.00<br>8,700.00<br>53,432.00<br>74,935.00   |                                 |                                 |                        |

| AIP<br>REFE-<br>RENCE<br>CODE | PROGRAM / PROJECT /<br>ACTIVITY DESCRIPTION        | IMPLEMENTING<br>OFFICE /<br>DEPARTMENT | SCHEDULE OF<br>IMPLEMENTATION |                    | EXPECTED<br>OUTPUTS                                     | FUNDING<br>SOURCE |                              | AMOUNTS                      |   |                        | TOTAL      | AMOUNT                          |                                 |                        |
|-------------------------------|--|--|-------------------------------|--------------------|---|-------------------|------------------------------|------------------------------|---|------------------------|------------|---------------------------------|---------------------------------|------------------------|
|                               |  |  | Starting<br>Date              | Completion<br>Date |   |                   | Financial<br>Expense<br>(FE) | Personal<br>Services<br>(PS) | Maintenance &<br>Other Operating<br>Expenses (MOOE) | Capital Outlay<br>(CO) |            | Climate<br>Change<br>Adaptation | Climate<br>Change<br>Mitigation | CC<br>Typology<br>Code |
|                               |  |  |                               |                    |   |                   |                              |                              |   |                        |            |                                 |                                 |                        |
|                               | PHILHEALTH Contributions                           |  |                               |                    |   |                   |                              | 12,340.00                    |   |                        | 12,340.00  |                                 |                                 |                        |
|                               | Mid Year Bonus                                     |  |                               |                    |   |                   |                              | 51,042.00                    |   |                        | 51,042.00  |                                 |                                 |                        |
|                               | Total  |  |                               |                    |   |                   |                              | 833,603.00                   |   |                        | 833,603.00 |                                 |                                 |                        |
| 1000-02-01-012<br>1051        | G. CITY CIVIL REGISTRAR                            |  |                               |                    |   |                   |                              |                              |   |                        |            |                                 |                                 |                        |
|                               | Personal Services                                  |  |                               |                    |   |                   |                              |                              |   |                        |            |                                 |                                 |                        |
|                               | Salaries and Wages-Regular                         |  |                               |                    |   |                   |                              | 208,896.00                   |   |                        | 208,896.00 |                                 |                                 |                        |
|                               | Salaries and Wages-Casual                          |  |                               |                    |   |                   |                              | 41,270.00                    |   |                        | 41,270.00  |                                 |                                 |                        |
|                               | Representation Allowance                           |  |                               |                    |   |                   |                              | 5,100.00                     |   |                        | 5,100.00   |                                 |                                 |                        |
|                               | Transportation Allowance                           | CCR                                    | June                          | Dec                | PS allocated & granted                                  | GF                |                              | 5,100.00                     |   |                        | 5,100.00   |                                 |                                 |                        |
|                               | Year End Bonus                                     |  |                               |                    |   |                   |                              | 21,343.00                    |   |                        | 21,343.00  |                                 |                                 |                        |
|                               | Ret. & Life Insurance Premium                      |  |                               |                    |   |                   |                              | 30,020.00                    |   |                        | 30,020.00  |                                 |                                 |                        |
|                               | PHILHEALTH Contributions                           |  |                               |                    |   |                   |                              | 4,770.00                     |   |                        | 4,770.00   |                                 |                                 |                        |
|                               | Mid Year Bonus                                     |  |                               |                    |   |                   |                              | 20,493.00                    |   |                        | 20,493.00  |                                 |                                 |                        |
|                               | Sub-Total  |  |                               |                    |   |                   |                              | 336,992.00                   |   |                        | 336,992.00 |                                 |                                 |                        |
|                               | MOOE   |  |                               |                    |   |                   |                              |                              |   |                        |            |                                 |                                 |                        |
|                               | Reconstruction of Civil Registry documents         | CCR                                    | June                          | Dec                | Register and certificate<br>of live birth reconstructed | GF                |                              |                              | 350,000.00  |                        | 350,000.00 |                                 |                                 |                        |
|                               | CAPITAL OUTLAY                                     |  |                               |                    |   |                   |                              |                              |   |                        |            |                                 |                                 |                        |
|                               | Information Technology and Communication Equipment | CCR                                    | June                          | Dec                | ITC equipment purchased                                 | GF                |                              |                              |   | 150,000.00             | 150,000.00 |                                 |                                 |                        |
|                               | Total  |  |                               |                    |   |                   |                              | 336,992.00                   | 350,000.00  | 150,000.00             | 836,992.00 |                                 |                                 |                        |
| 1000-2-01-<br>017-106         | II. GENERAL SERVICES OFFICE                        |  |                               |                    |   |                   |                              |                              |   |                        |            |                                 |                                 |                        |
|                               | Personal Services                                  |  |                               |                    |   |                   |                              |                              |   |                        |            |                                 |                                 |                        |
|                               | Salaries and Wages-Regular                         |  |                               |                    |   |                   |                              | 566,445.00                   |   |                        | 566,445.00 |                                 |                                 |                        |
|                               | Salaries and Wages-Casual                          |  |                               |                    |   |                   |                              | 499,335.00                   |   |                        | 499,335.00 |                                 |                                 |                        |
|                               | Representation Allowance                           | CGSO                                   | June                          | Dec                | PS allocated & granted                                  | GF                |                              | 8,700.00                     |   |                        | 8,700.00   |                                 |                                 |                        |
|                               | Transportation Allowance                           |  |                               |                    |   |                   |                              | 8,700.00                     |   |                        | 8,700.00   |                                 |                                 |                        |
|                               | Year End Bonus                                     |  |                               |                    |   |                   |                              | 90,880.00                    |   |                        | 90,880.00  |                                 |                                 |                        |
|                               | Ret. & Life Insurance Premium                      |  |                               |                    |   |                   |                              | 127,894.00                   |   |                        | 127,894.00 |                                 |                                 |                        |
|                               | PHILHEALTH Contributions                           |  |                               |                    |   |                   |                              | 81,965.00                    |   |                        | 81,965.00  |                                 |                                 |                        |
|                               | Terminal Leave Benefit                             |  |                               |                    |   |                   |                              | 350,100.00                   |   |                        | 350,100.00 |                                 |                                 |                        |
|                               | Mid Year Bonus                                     |  |                               |                    |   |                   |                              | 87,340.00                    |   |                        | 87,340.00  |                                 |                                 |                        |



| AIP<br>REFE-<br>RENCE<br>CODE | PROGRAM / PROJECT /<br>ACTIVITY DESCRIPTION        | IMPLEMENTING<br>OFFICE /<br>DEPARTMENT | SCHEDULE OF<br>IMPLEMENTATION |                    | EXPECTED<br>OUTPUTS          | FUNDING<br>SOURCE | AMOUNTS                      |                              |   |                        | TOTAL                | AMOUNT                          |                                 |                        |
|-------------------------------|--|--|-------------------------------|--------------------|------------------------------|-------------------|------------------------------|------------------------------|---|------------------------|----------------------|---------------------------------|---------------------------------|------------------------|
|                               |  |  | Starting<br>Date              | Completion<br>Date |                              |                   | Financial<br>Expense<br>(FE) | Personal<br>Services<br>(PS) | Maintenance &<br>Other Operating<br>Expenses (MOOE) | Capital Outlay<br>(CO) |                      | Climate<br>Change<br>Adaptation | Climate<br>Change<br>Mitigation | CC<br>Typology<br>Code |
|                               | Sub-Total  |  |                               |                    |                              |                   |                              | 1,821,359.00                 |   |                        | 1,821,359.00         |                                 |                                 |                        |
|                               | <b>MOOE</b>  |  |                               |                    |                              |                   |                              |                              |   |                        |                      |                                 |                                 |                        |
|                               | Electricity Expenses                               | CCSO                                   | June                          | Dec                | Electricity expenses paid    | GF                |                              |                              | 7,000,000.00  |                        | 7,000,000.00         |                                 |                                 |                        |
|                               | Repair and Maintenance-Transpot Vehicle            |  | June                          | Dec                | 3 service vehicles repainted | GF                |                              |                              |   |                        |                      |                                 |                                 |                        |
|                               | - Repainting of Service vehicles                   |  |                               |                    |                              |                   |                              |                              | 327,000.00  |                        | 327,000.00           |                                 |                                 |                        |
|                               | Sub-Total  |  |                               |                    |                              |                   |                              |                              | 7,327,000.00  |                        | 7,327,000.00         |                                 |                                 |                        |
|                               | <b>CAPITAL OUTLAY</b>                              |  |                               |                    |                              |                   |                              |                              |   |                        |                      |                                 |                                 |                        |
|                               | Information Technology and Communication Equipment |  | June                          | Dec                | Purchased ITC eqmt           | GF                |                              |                              |   | 450,000.00             | 450,000.00           |                                 |                                 |                        |
|                               | Furniture and Fixtures                             | CCSO                                   | June                          | Dec                | purchased furniture/fixtures | GF                |                              |                              |   | 580,000.00             | 580,000.00           |                                 |                                 |                        |
|                               | Motor Vehicle                                      |  | June                          | Dec                | Procured of 2 motorcycle     | GF                |                              |                              |   | 160,000.00             | 160,000.00           |                                 |                                 |                        |
|                               | Other PPE-   |  | June                          | Dec                | Various OPPE procured        | GF                |                              |                              |   | 500,000.00             | 500,000.00           |                                 |                                 |                        |
|                               | Sub-Total  |  |                               |                    |                              |                   |                              |                              |   | 1,690,000.00           | 1,690,000.00         |                                 |                                 |                        |
|                               | <b>Total</b>                                       |  |                               |                    |                              |                   |                              | <b>1,821,359.00</b>          | <b>7,327,000.00</b>                                 | <b>1,690,000.00</b>    | <b>10,838,359.00</b> |                                 |                                 |                        |
| 1000-02-01-008<br>1071        | <b>I. CITY BUDGET OFFICE</b>                       |  |                               |                    |                              |                   |                              |                              |   |                        |                      |                                 |                                 |                        |
|                               | <b>Personal Services</b>                           |  |                               |                    |                              |                   |                              |                              |   |                        |                      |                                 |                                 |                        |
|                               | Salaries and Wages-Regular                         |  |                               |                    |                              |                   |                              | 306,973.00                   |   |                        | 306,973.00           |                                 |                                 |                        |
|                               | Salaries and Wages-Casual                          |  |                               |                    |                              |                   |                              | 35,691.00                    |   |                        | 35,691.00            |                                 |                                 |                        |
|                               | Representation Allowance                           |  |                               |                    |                              |                   |                              | 8,700.00                     |   |                        | 8,700.00             |                                 |                                 |                        |
|                               | Transportation Allowance                           | CBO                                    | June                          | Dec                | PS allocated & granted       | GF                |                              | 8,700.00                     |   |                        | 8,700.00             |                                 |                                 |                        |
|                               | Year End Bonus                                     |  |                               |                    |                              |                   |                              | 29,267.00                    |   |                        | 29,267.00            |                                 |                                 |                        |
|                               | Ret. & Life Insurance Premium                      |  |                               |                    |                              |                   |                              | 41,119.00                    |   |                        | 41,119.00            |                                 |                                 |                        |
|                               | PHILHEALTH Contributions                           |  |                               |                    |                              |                   |                              | 6,925.00                     |   |                        | 6,925.00             |                                 |                                 |                        |
|                               | Mid Year Bonus                                     |  |                               |                    |                              |                   |                              | 28,047.00                    |   |                        | 28,047.00            |                                 |                                 |                        |
|                               | <b>Total</b>                                       |  |                               |                    |                              |                   |                              | <b>465,422.00</b>            |   |                        | <b>465,422.00</b>    |                                 |                                 |                        |
| 1000-02-01-007<br>1081        | <b>J. CITY ACCOUNTING OFFICE</b>                   |  |                               |                    |                              |                   |                              |                              |   |                        |                      |                                 |                                 |                        |
|                               | <b>Personal Services</b>                           |  |                               |                    |                              |                   |                              |                              |   |                        |                      |                                 |                                 |                        |
|                               | Salaries and Wages-Regular                         |  |                               |                    |                              |                   |                              | 325,870.00                   |   |                        | 325,870.00           |                                 |                                 |                        |
|                               | Salaries and Wages-Casual                          |  |                               |                    |                              |                   |                              | 39,898.00                    |   |                        | 39,898.00            |                                 |                                 |                        |
|                               | Representation Allowance                           |  |                               |                    |                              |                   |                              | 8,700.00                     |   |                        | 8,700.00             |                                 |                                 |                        |
|                               | Transportation Allowance                           | Accounting Office                      | March                         | Dec                | PS allocated & granted       | GF                |                              | 8,700.00                     |   |                        | 8,700.00             |                                 |                                 |                        |
|                               | Year End Bonus                                     |  |                               |                    |                              |                   |                              | 31,232.00                    |   |                        | 31,232.00            |                                 |                                 |                        |

| AIP<br>REFE-<br>RENCE<br>CODE | PROGRAM / PROJECT /<br>ACTIVITY DESCRIPTION  | IMPLEMENTING<br>OFFICE /<br>DEPARTMENT | SCHEDULE OF<br>IMPLEMENTATION |                    | EXPECTED<br>OUTPUTS    | FUNDING<br>SOURCE |                              | AMOUNTS  |   |                        | TOTAL  | AMOUNT                          |                                 |                        |
|-------------------------------|--|--|-------------------------------|--------------------|------------------------|-------------------|------------------------------|--|---|------------------------|--|---------------------------------|---------------------------------|------------------------|
|                               |  |  | Starting<br>Date              | Completion<br>Date |                        |                   | Financial<br>Expense<br>(FE) | Personal<br>Services<br>(PS)   | Maintenance &<br>Other Operating<br>Expenses (MOOE) | Capital Outlay<br>(CO) |  | Climate<br>Change<br>Adaptation | Climate<br>Change<br>Mitigation | CC<br>Typology<br>Code |
|                               |  |  |                               |                    |                        |                   |                              |  |   |                        |  |                                 |                                 |                        |
|                               | Ret. & Life Insurance Premium<br>PHILHEALTH Contributions<br>Terminal Leave Benefit<br>Mid Year Bonus  |  |                               |                    |                        |                   |                              | 43,892.00<br>7,560.00<br>1,224,200.00<br>29,944.00   |   |                        | 43,892.00<br>7,560.00<br>1,224,200.00<br>29,944.00   |                                 |                                 |                        |
|                               | Sub-Total  |  |                               |                    |                        |                   |                              | 1,719,996.00   |   |                        | 1,719,996.00   |                                 |                                 |                        |
|                               | CAPITAL OUTLAY<br>Information Technology and<br>Communication Equipment  | Accounting Office                      | June                          | Dec                | ITC eqmt. purchased    | GF                |                              |  |   | 200,000.00             | 200,000.00   |                                 |                                 |                        |
|                               | Total  |  |                               |                    |                        |                   |                              | 1,719,996.00   |   | 200,000.00             | 1,919,996.00   |                                 |                                 |                        |
| 1000-02-01-005<br>1091        | K. CITY TREASURE'R OFFICE<br>Personal Services<br>Salaries and Wages-Regular<br>Salaries and Wages-Casual<br>Representation Allowance<br>Transportation Allowance<br>Year End Bonus<br>Ret. & Life Insurance Premium<br>PHILHEALTH Contributions<br>Mid Year Bonus | Treasury Office                        | June                          | Dec                | PS allocated & granted | GF                |                              | 521,183.00<br>146,600.00<br>8,700.00<br>8,700.00<br>56,971.00<br>80,134.00<br>14,970.00<br>54,704.00 |   |                        | 521,183.00<br>146,600.00<br>8,700.00<br>8,700.00<br>56,971.00<br>80,134.00<br>14,970.00<br>54,704.00 |                                 |                                 |                        |
|                               | Total  |  |                               |                    |                        |                   |                              | 891,962.00   |   |                        | 891,962.00   |                                 |                                 |                        |
| 1000-02-01-006<br>1101        | L. CITY ASSESSOR'S OFFICE<br>Personal Services<br>Salaries and Wages-Regular<br>Salaries and Wages-Casual<br>Representation Allowance<br>Transportation Allowance<br>Year End Bonus<br>Ret. & Life Insurance Premium<br>PHILHEALTH Contributions<br>Mid Year Bonus | Assessor's Office                      | June                          | Dec                | PS allocated & granted | GF                |                              | 357,317.00<br>55,806.00<br>8,700.00<br>8,700.00<br>35,264.00<br>49,574.00<br>8,718.00<br>33,829.00   |   |                        | 357,317.00<br>55,806.00<br>8,700.00<br>8,700.00<br>35,264.00<br>49,574.00<br>8,718.00<br>33,829.00   |                                 |                                 |                        |



| AIP<br>REF-<br>RENCE<br>CODE | PROGRAM / PROJECT /<br>ACTIVITY DESCRIPTION  | IMPLEMENTING<br>OFFICE /<br>DEPARTMENT | SCHEDULE OF<br>IMPLEMENTATION |                    | EXPECTED<br>OUTPUTS    | FUNDING<br>SOURCE | AMOUNTS                      |  |   |                        | TOTAL | AMOUNT   |                                 |                        |  |
|------------------------------|--|--|-------------------------------|--------------------|------------------------|-------------------|------------------------------|--|---|------------------------|-------|--|---------------------------------|------------------------|--|
|                              |  |  | Starting<br>Date              | Completion<br>Date |                        |                   | Financial<br>Expense<br>(FE) | Personal<br>Services<br>(PS)   | Maintenance &<br>Other Operating<br>Expenses (MOOE) | Capital Outlay<br>(CO) |       | Climate<br>Change<br>Adaptation  | Climate<br>Change<br>Mitigation | CC<br>Typology<br>Code |  |
| 1000-02-01-012<br>1131       | <b>N. CITY LEGAL OFFICE</b><br><br>Personal Services<br>Salaries and Wages-Regular<br>Salaries and Wages-Casual<br>Representation Allowance<br>Transportation Allowance<br>Year End Bonus<br>Ret. & Life Insurance Premium<br>PHILHEALTH Contributions<br>Mid Year Bonus | City Legal Office                      | June                          | Dec                | PS allocated & granted | GF                |                              | 274,024.00<br>19,791.00<br>8,700.00<br>8,700.00<br>25,100.00<br>35,258.00<br>5,705.00<br>24,045.00 |   |                        |       | 274,024.00<br>19,791.00<br>8,700.00<br>8,700.00<br>25,100.00<br>35,258.00<br>5,705.00<br>24,045.00 |                                 |                        |  |
|                              | Total  |  |                               |                    |                        |                   |                              | 401,323.00   |   |                        |       | 401,323.00   |                                 |                        |  |
|                              | <b>N. CDRMO</b><br><br>Personal Services<br>Salaries and Wages-Regular<br>Representation Allowance<br>Transportation Allowance<br>Year End Bonus<br>Ret. & Life Insurance Premium<br>PHILHEALTH Contributions<br>Mid Year Bonus  | CDRMMO                                 | June                          | Dec                | PS allocated & granted | GF                |                              | 225,933.00<br>5,100.00<br>5,100.00<br>19,323.00<br>27,111.00<br>3,990.00<br>18,474.00              |   |                        |       | 225,933.00<br>5,100.00<br>5,100.00<br>19,323.00<br>27,111.00<br>3,990.00<br>18,474.00              |                                 |                        |  |
|                              | Total  |  |                               |                    |                        |                   |                              | 305,031.00   |   |                        |       | 305,031.00   |                                 |                        |  |
| 3000-02-01-011<br>4421       | <b>O. CITY HEALTH OFFICE</b><br><br>Personal Services<br>Salaries and Wages-Regular<br>Salaries and Wages-Casual<br>Representation Allowance<br>Transportation Allowance<br>Year End Bonus<br>Ret. & Life Insurance Premium<br>PHILHEALTH Contributions                  | CHO                                    | June                          | Dec                | PS allocated & granted | GF                |                              | 1,035,109.00<br>141,405.00<br>5,100.00<br>5,100.00<br>100,865.00<br>141,182.00<br>25,670.00        |   |                        |       | 1,035,109.00<br>141,405.00<br>5,100.00<br>5,100.00<br>100,865.00<br>141,182.00<br>25,670.00        |                                 |                        |  |
|                              | Total  |  |                               |                    |                        |                   |                              | 305,031.00   |   |                        |       | 305,031.00   |                                 |                        |  |

| AIP<br>REFE-<br>RENCE<br>CODE | PROGRAM / PROJECT /<br>ACTIVITY DESCRIPTION   | IMPLEMENTING<br>OFFICE /<br>DEPARTMENT | SCHEDULE OF<br>IMPLEMENTATION |                    | EXPECTED<br>OUTPUTS    | FUNDING<br>SOURCE |                              | AMOUNTS  |   |                        | TOTAL  | AMOUNT                          |                                 |                        |
|-------------------------------|---|--|-------------------------------|--------------------|------------------------|-------------------|------------------------------|--|---|------------------------|--|---------------------------------|---------------------------------|------------------------|
|                               |   |  | Starting<br>Date              | Completion<br>Date |                        |                   | Financial<br>Expense<br>(FE) | Personal<br>Services<br>(PS)   | Maintenance &<br>Other Operating<br>Expenses (MOOE) | Capital Outlay<br>(CO) |  | Climate<br>Change<br>Adaptation | Climate<br>Change<br>Mitigation | CC<br>Typology<br>Code |
|                               |   |  |                               |                    |                        |                   |                              |  |   |                        |  |                                 |                                 |                        |
|                               | Hazard Pay  |  |                               |                    |                        |                   |                              | 294,129.00   |   |                        | 294,129.00   |                                 |                                 |                        |
|                               | Mid Year Bonus  |  |                               |                    |                        |                   |                              | 96,027.00  |   |                        | 96,027.00  |                                 |                                 |                        |
|                               | Total   |  |                               |                    |                        |                   |                              | 1,844,587.00   |   |                        | 1,844,587.00   |                                 |                                 |                        |
| 9000-2-02-03<br>4421          | P. TCPGH<br>Personal Services<br>Salaries and Wages-Regular<br>Salaries and Wages-Casual<br>Representation Allowance<br>Transportation Allowance<br>Year End Bonus<br>Ret. & Life Insurance Premium<br>PHILHEALTH Contributions<br>Hazard Pay<br>Terninal Leave Benefit<br>Mid Year Bonus | TCPGH                                  | June                          | Dec                | PS allocated & granted | GF                |                              | 2,193,333.00<br>601,019.00<br>8,700.00<br>8,700.00<br>238,773.00<br>335,323.00<br>68,475.00<br>698,588.00<br>99,900.00<br>228,641.00 |   |                        | 2,193,333.00<br>601,019.00<br>8,700.00<br>8,700.00<br>238,773.00<br>335,323.00<br>68,475.00<br>698,588.00<br>99,900.00<br>228,641.00 |                                 |                                 |                        |
|                               | Total   |  |                               |                    |                        |                   |                              | 4,481,452.00   |   |                        | 4,481,452.00   |                                 |                                 |                        |
| 3000-02-01-016<br>7611        | Q. CSWDO<br>Personal Services<br>Salaries and Wages-Regular<br>Salaries and Wages-Casual<br>Representation Allowance<br>Transportation Allowance<br>Year End Bonus<br>Ret. & Life Insurance Premium<br>PHILHEALTH Contributions<br>Hazard Pay<br>Mid Year Bonus                           | CSWDO                                  | June                          | Dec                | PS allocated & granted | GF                |                              | 278,240.00<br>94,020.00<br>8,700.00<br>8,700.00<br>31,794.00<br>44,671.00<br>7,695.00<br>93,065.00<br>30,470.00                      |   |                        | 278,240.00<br>94,020.00<br>8,700.00<br>8,700.00<br>31,794.00<br>44,671.00<br>7,695.00<br>93,065.00<br>30,470.00                      |                                 |                                 |                        |
|                               | Total   |  |                               |                    |                        |                   |                              | 597,355.00   |   |                        | 597,355.00   |                                 |                                 |                        |
| 8000-02-02-003<br>8711        | R. CITY AGRICULTURE OFFICE<br>Personal Services<br>Salaries and Wages-Regular   |  |                               |                    |                        |                   |                              | 491,245.00   |   |                        | 491,245.00   |                                 |                                 |                        |

| AIP<br>REFE-<br>RENCE<br>CODE | PROGRAM / PROJECT /<br>ACTIVITY DESCRIPTION | IMPLEMENTING<br>OFFICE /<br>DEPARTMENT | SCHEDULE OF<br>IMPLEMENTATION |                    | EXPECTED<br>OUTPUTS    | FUNDING<br>SOURCE |                              | AMOUNTS                      |   |                        | TOTAL               | AMOUNT                          |                                 |                        |
|-------------------------------|---|--|-------------------------------|--------------------|------------------------|-------------------|------------------------------|------------------------------|---|------------------------|---------------------|---------------------------------|---------------------------------|------------------------|
|                               |   |  | Starting<br>Date              | Completion<br>Date |                        |                   | Financial<br>Expense<br>(FE) | Personal<br>Services<br>(PS) | Maintenance &<br>Other Operating<br>Expenses (MOOE) | Capital Outlay<br>(CO) |                     | Climate<br>Change<br>Adaptation | Climate<br>Change<br>Mitigation | CC<br>Typology<br>Code |
|                               |   |  |                               |                    |                        |                   |                              |                              |   |                        |                     |                                 |                                 |                        |
|                               | Salaries and Wages-Casual                   | CAO                                    | June                          | Dec                | PS allocated & granted | GF                |                              | 96,942.00                    |   |                        | 96,942.00           |                                 |                                 |                        |
|                               | Representation Allowance                    |  |                               |                    |                        |                   |                              | 8,700.00                     |   |                        | 8,700.00            |                                 |                                 |                        |
|                               | Transportation Allowance                    |  |                               |                    |                        |                   |                              | 8,700.00                     |   |                        | 8,700.00            |                                 |                                 |                        |
|                               | Year End Bonus                              |  |                               |                    |                        |                   |                              | 50,212.00                    |   |                        | 50,212.00           |                                 |                                 |                        |
|                               | Ret. & Life Insurance Premium               |  |                               |                    |                        |                   |                              | 70,583.00                    |   |                        | 70,583.00           |                                 |                                 |                        |
|                               | PHILHEALTH Contributions                    |  |                               |                    |                        |                   |                              | 13,130.00                    |   |                        | 13,130.00           |                                 |                                 |                        |
|                               | Terminal Leave Benefit                      |  |                               |                    |                        |                   |                              | 747,200.00                   |   |                        | 747,200.00          |                                 |                                 |                        |
|                               | Mid Year Bonus                              |  |                               |                    |                        |                   |                              | 48,161.00                    |   |                        | 48,161.00           |                                 |                                 |                        |
|                               | <b>Total</b>                                |  |                               |                    |                        |                   |                              | <b>1,534,873.00</b>          |   |                        | <b>1,534,873.00</b> |                                 |                                 |                        |
| 3000-02-01-015<br>8721        | <b>S. CITY VETERINARY OFFICE</b>            | CVO                                    | June                          | Dec                | PS allocated & granted | GF                |                              |                              |   |                        |                     |                                 |                                 |                        |
|                               | <b>Personal Services</b>                    |  |                               |                    |                        |                   |                              |                              |   |                        |                     |                                 |                                 |                        |
|                               | Salaries and Wages-Regular                  |  |                               |                    |                        |                   |                              | 111,061.00                   |   |                        | 111,061.00          |                                 |                                 |                        |
|                               | Salaries and Wages-Casual                   |  |                               |                    |                        |                   |                              | 9,882.00                     |   |                        | 9,882.00            |                                 |                                 |                        |
|                               | Representation Allowance                    |  |                               |                    |                        |                   |                              | 5,100.00                     |   |                        | 5,100.00            |                                 |                                 |                        |
|                               | Transportation Allowance                    |  |                               |                    |                        |                   |                              | 5,100.00                     |   |                        | 5,100.00            |                                 |                                 |                        |
|                               | Year End Bonus                              |  |                               |                    |                        |                   |                              | 10,309.00                    |   |                        | 10,309.00           |                                 |                                 |                        |
|                               | Ret. & Life Insurance Premium               |  |                               |                    |                        |                   |                              | 14,513.00                    |   |                        | 14,513.00           |                                 |                                 |                        |
|                               | PHILHEALTH Contributions                    | CVO                                    |                               |                    |                        |                   |                              | 1,345.00                     |   |                        | 1,345.00            |                                 |                                 |                        |
|                               | Mid Year Bonus                              |  |                               |                    |                        |                   |                              | 9,914.00                     |   |                        | 9,914.00            |                                 |                                 |                        |
|                               | <b>Total</b>                                |  |                               |                    |                        |                   |                              | <b>167,224.00</b>            |   |                        | <b>167,224.00</b>   |                                 |                                 |                        |
| 3000-02-01-010<br>8751        | <b>T. CITY ENGINEERING OFFICE</b>           | CEO                                    | June                          | Dec                | PS allocated & granted | GF                |                              |                              |   |                        |                     |                                 |                                 |                        |
|                               | <b>Personal Services</b>                    |  |                               |                    |                        |                   |                              |                              |   |                        |                     |                                 |                                 |                        |
|                               | Salaries and Wages-Regular                  |  |                               |                    |                        |                   |                              | 784,372.00                   |   |                        | 784,372.00          |                                 |                                 |                        |
|                               | Salaries and Wages-Casual                   |  |                               |                    |                        |                   |                              | 148,149.00                   |   |                        | 148,149.00          |                                 |                                 |                        |
|                               | Representation Allowance                    |  |                               |                    |                        |                   |                              | 8,700.00                     |   |                        | 8,700.00            |                                 |                                 |                        |
|                               | Transportation Allowance                    |  |                               |                    |                        |                   |                              | 8,700.00                     |   |                        | 8,700.00            |                                 |                                 |                        |
|                               | Year End Bonus                              |  |                               |                    |                        |                   |                              | 80,163.00                    |   |                        | 80,163.00           |                                 |                                 |                        |
|                               | Ret. & Life Insurance Premium               |  |                               |                    |                        |                   |                              | 111,902.00                   |   |                        | 111,902.00          |                                 |                                 |                        |
|                               | PHILHEALTH Contributions                    | CEO                                    |                               |                    |                        |                   |                              | 21,610.00                    |   |                        | 21,610.00           |                                 |                                 |                        |
|                               | Terminal Leave Benefit                      |  |                               |                    |                        |                   |                              | 141,000.00                   |   |                        | 141,000.00          |                                 |                                 |                        |
|                               | Mid Year Bonus                              |  |                               |                    |                        |                   |                              | 75,958.00                    |   |                        | 75,958.00           |                                 |                                 |                        |



| AIP<br>REFE-<br>RENCE<br>CODE | PROGRAM / PROJECT /<br>ACTIVITY DESCRIPTION   | IMPLEMENTING<br>OFFICE /<br>DEPARTMENT | SCHEDULE OF<br>IMPLEMENTATION                |  | EXPECTED<br>OUTPUTS   | FUNDING<br>SOURCE                                  | AMOUNTS                      |                              |   |  | TOTAL  | AMOUNT                          |                                 |  |
|-------------------------------|---|--|--|--|---|--|------------------------------|------------------------------|---|--|--|---------------------------------|---------------------------------|--|
|                               |   |  | Starting<br>Date                             | Completion<br>Date                     |   |  | Financial<br>Expense<br>(FE) | Personal<br>Services<br>(PS) | Maintenance &<br>Other Operating<br>Expenses (MOOE) | Capital Outlay<br>(CO)   |  | Climate<br>Change<br>Adaptation | Climate<br>Change<br>Mitigation | CC<br>Typology<br>Code   |
|                               |   |  |  |  |   |  |                              |                              |   |  |  |                                 |                                 |  |
|                               | Total   |  |  |  |   |  |                              | 1,380,554.00                 |   |  | 1,380,554.00   |                                 |                                 |  |
|                               | CAPITAL OUTLAY<br>SOCIAL DEVELOPMENT<br>Installation of Streetlights along Bagay<br>Road, Bagay   | CEO                                    | June   | Dec                                    | 8.0 units/streetlights<br>installed   | GF   |                              |                              |   | 630,000.00   | 630,000.00   |                                 |                                 |  |
|                               | Total   |  |  |  |   |  |                              |                              |   | 630,000.00   | 630,000.00   |                                 |                                 |  |
|                               | 20% DEVELOPMENT FUND<br>ENVIRONMENTAL DEVELOPMENT<br>Construction of Drainage Structure<br>'-along Natiuonal Highway, Namabbalan Sur  | CEO<br>CEO                             | June   | Dec                                    | 55mx0.61(RCPC)90mx0.4mx0.6m<br>(line canal)85mx1.0mx1.0m  | 20%DF  |                              |                              |   | 1,045,000.00   | 1,045,000.00   |                                 |                                 |  |
|                               | Sub-total   |  |  |  |   |  |                              |                              |   | 1,045,000.00   | 1,045,000.00   |                                 |                                 |  |
|                               | Rehabilitation of Drainage Structure<br>'-along Gomez St., Centro 7<br>'-along Luna St., Interior Ugac Norte  | CEO<br>CEO                             | June   | Dec                                    | 199mx1.0mx1.0m(masonry)<br>13mx1.61mx2.16m (box culvert)<br>71mx0.45m(RCPC)<br>90mx1.5mx0.2 (slab)  | 20%DF<br>20%DF                                     |                              |                              |   | 2,000,000.00<br>1,125,000.00   | 2,000,000.00<br>1,125,000.00   |                                 |                                 |  |
|                               | Sub-total   |  |  |  |   |  |                              |                              |   | 3,125,000.00   | 3,125,000.00   |                                 |                                 |  |
|                               | Construction of Masonry Drainage Structure<br>with RCPC<br>-Macapagal Avenue, Balzain East<br><br>-Anza Street, Ugac Sur<br><br>Construction of Masonry Drainage Structure<br>-Apple Street, Pengue<br>-Along Langcay Street, Carig Sur<br>-Maggay Street (Maggay St. to<br>Stephen St.), Ugac Sur<br>- along Cauilan St., Caggay | CEO<br>CEO<br>CEO<br>CEO<br>CEO<br>CEO | June<br>June<br>June<br>June<br>June<br>June | Dec<br>Dec<br>Dec<br>Dec<br>Dec<br>Dec | 70mx1.0mx1.25m masonry<br>9.00m RCPC<br>49mx1.0mx1.2m masonry<br>12.00m RCPC<br>96mx1.0mx1.0m<br>225mx1.0mx1.0m<br>150mx1.0mx1.4m<br>150mx1.0mx1.4m<br>285mx1.0mx1.0m | 20%DF<br>20%DF<br>20%DF<br>20%DF<br>20%DF<br>20%DF |                              |                              |   | 611,000.00<br>500,000.00<br>728,005.00<br>1,680,000.00<br>1,450,000.00<br>2,000,000.00 | 611,000.00<br>500,000.00<br>728,005.00<br>1,680,000.00<br>1,450,000.00<br>2,000,000.00 |                                 |                                 | A224-01<br>A224-01<br>A224-01<br>A224-01<br>A224-01<br>A224-01 |
|                               | Sub-Total   |  |  |  |   |  |                              |                              |   | 6,969,005.00   | 6,969,005.00   |                                 |                                 |  |
|                               | Construction of RCPC Drainage Structure<br>-Tumanguil Street, Zone 7, Annafunan East  | CEO                                    | June   | Dec                                    | 112 m RCPC  | 20%DF  |                              |                              |   | 920,000.00   | 920,000.00   |                                 |                                 | A224-01  |

| AIP<br>REFE-<br>RENCE<br>CODE | PROGRAM / PROJECT /<br>ACTIVITY DESCRIPTION                              | IMPLEMENTING<br>OFFICE /<br>DEPARTMENT | SCHEDULE OF<br>IMPLEMENTATION |                    | EXPECTED<br>OUTPUTS             | FUNDING<br>SOURCE |                              | AMOUNTS                      |   |                        | TOTAL         | AMOUNT                          |                                 |                        |  |
|-------------------------------|--|--|-------------------------------|--------------------|---------------------------------|-------------------|------------------------------|------------------------------|---|------------------------|---------------|---------------------------------|---------------------------------|------------------------|--|
|                               |  |  | Starting<br>Date              | Completion<br>Date |                                 |                   | Financial<br>Expense<br>(FE) | Personal<br>Services<br>(PS) | Maintenance &<br>Other Operating<br>Expenses (MOOE) | Capital Outlay<br>(CO) |               | Climate<br>Change<br>Adaptation | Climate<br>Change<br>Mitigation | CC<br>Typology<br>Code |  |
|                               |  |  |                               |                    |                                 |                   |                              |                              |   |                        |               |                                 |                                 |                        |  |
|                               | -Road Toward Core Shelter, Annafunan East                                | CEO                                    | June                          | Dec                | 138m RCPC                       | 20%DF             |                              |                              |   | 1,135,000.00           | 1,135,000.00  |                                 |                                 | A224-01                |  |
|                               | Sub-Total  |  |                               |                    |                                 |                   |                              |                              |   | 2,055,000.00           | 2,055,000.00  |                                 |                                 |                        |  |
|                               | Construction of Reinforced Concrete Box Culvert<br>-Along Zone 5, Buntun | CEO                                    | June                          | Dec                | 6.0mx4.50m                      | 20%DF             |                              |                              |   | 150,000.00             | 150,000.00    |                                 |                                 | A224-01                |  |
|                               | Sub-Total  |  |                               |                    |                                 |                   |                              |                              |   | 150,000.00             | 150,000.00    |                                 |                                 |                        |  |
|                               | Total  |  |                               |                    |                                 |                   |                              |                              |   | 13,344,005.00          | 13,344,005.00 |                                 |                                 |                        |  |
|                               | ECONOMIC DEVELOPMENT   |  |                               |                    |                                 |                   |                              |                              |   |                        |               |                                 |                                 |                        |  |
|                               | Concreting of Road   |  |                               |                    |                                 |                   |                              |                              |   |                        |               |                                 |                                 |                        |  |
|                               | -Along Abana Street, Carig Sur   | CEO                                    | June                          | Dec                | 180mx3.0m                       | 20%DF             |                              |                              |   | 1,025,995.00           | 1,025,995.00  |                                 |                                 | A634-03                |  |
|                               | -Pinya Street, Pengue Ruyu   | CEO                                    | June                          | Dec                | 110mx5m                         | 20%DF             |                              |                              |   | 1,000,000.00           | 1,000,000.00  |                                 |                                 | A634-03                |  |
|                               | -Baral Street, Caggay  | CEO                                    | June                          | Dec                | 136mx4.0m                       | 20%DF             |                              |                              |   | 1,000,000.00           | 1,000,000.00  |                                 |                                 | A634-03                |  |
|                               | Sub-Total  |  |                               |                    |                                 |                   |                              |                              |   | 3,025,995.00           | 3,025,995.00  |                                 |                                 |                        |  |
|                               | Rehabilitation of Road   |  |                               |                    |                                 |                   |                              |                              |   |                        |               |                                 |                                 |                        |  |
|                               | -Along Pinacannauan nat Tuguegarao Avenue,<br>Centro 10 and 11           | CEO                                    | June                          | Dec                | 10mx12m                         | 20%DF             |                              |                              |   | 300,000.00             | 300,000.00    |                                 |                                 | A634-03                |  |
|                               | Sub-Total  |  |                               |                    |                                 |                   |                              |                              |   | 3,325,995.00           | 3,325,995.00  |                                 |                                 |                        |  |
|                               | SOCIAL DEVELOPMENT   |  |                               |                    |                                 |                   |                              |                              |   |                        |               |                                 |                                 |                        |  |
|                               | Land Development   |  |                               |                    |                                 |                   |                              |                              |   |                        |               |                                 |                                 |                        |  |
|                               | -Perimeter Fence- Multi-purpose Building                                 | CEO                                    | June                          | Dec.               | 53m x 2.0m                      | 20%DF             |                              |                              |   | 400,000.00             | 400,000.00    |                                 |                                 |                        |  |
|                               | Evacuation Center San Roque St, Pengue Ruyu                              |  |                               |                    |                                 |                   |                              |                              |   |                        |               |                                 |                                 |                        |  |
|                               | Installation of Streetlight  |  |                               |                    |                                 |                   |                              |                              |   |                        |               |                                 |                                 |                        |  |
|                               | -Along Bartolome Street, Caggay  | CEO                                    | June                          | Dec                | 15 units/streetlights installed | 20%DF             |                              |                              |   | 1,500,000.00           | 1,500,000.00  |                                 |                                 |                        |  |
|                               | Sub-Total  |  |                               |                    |                                 |                   |                              |                              |   | 1,900,000.00           | 1,900,000.00  |                                 |                                 |                        |  |
|                               | Total  |  |                               |                    |                                 |                   |                              | 1,380,554.00                 |   | 19,200,000.00          | 20,580,554.00 |                                 |                                 |                        |  |
| 1000-201-<br>001-8731         | U. CENRO   |  |                               |                    |                                 |                   |                              |                              |   |                        |               |                                 |                                 |                        |  |
|                               | Personal Services  |  |                               |                    |                                 |                   |                              |                              |   |                        |               |                                 |                                 |                        |  |
|                               | Salaries and Wages-Regular   | CENRO                                  | June                          | Dec                | PS allocated & granted          | GF                |                              | 386,952.00                   |   | 386,952.00             |               |                                 |                                 |                        |  |
|                               | Year End Bonus   |  |                               |                    |                                 |                   | 33,016.00                    | 33,016.00                    |   |                        |               |                                 |                                 |                        |  |
|                               | Ret. & Life Insurance Premium  |  |                               |                    |                                 |                   | 46,434.00                    | 46,434.00                    |   |                        |               |                                 |                                 |                        |  |
|                               | PHILHEALTH Contributions   |  |                               |                    |                                 |                   | 8,700.00                     | 8,700.00                     |   |                        |               |                                 |                                 |                        |  |
|                               | Mid Year Bonus   |  |                               |                    |                                 |                   | 31,696.00                    | 31,696.00                    |   |                        |               |                                 |                                 |                        |  |


| AIP<br>REF-<br>RENCE<br>CODE | PROGRAM / PROJECT /<br>ACTIVITY DESCRIPTION | IMPLEMENTING<br>OFFICE /<br>DEPARTMENT | SCHEDULE OF<br>IMPLEMENTATION |                    | EXPECTED<br>OUTPUTS                        | FUNDING<br>SOURCE | AMOUNTS                      |                              |  |                        |                | AMOUNT                          |                                 |                        |
|------------------------------|---|--|-------------------------------|--------------------|--|-------------------|------------------------------|------------------------------|--|------------------------|----------------|---------------------------------|---------------------------------|------------------------|
|                              |   |  | Starting<br>Date              | Completion<br>Date |  |                   | Financial<br>Expense<br>(FE) | Personal<br>Services<br>(PS) | Maintenance &<br>Other Operating<br>Expenses (MOE) | Capital Outlay<br>(CO) | TOTAL          | Climate<br>Change<br>Adaptation | Climate<br>Change<br>Mitigation | CC<br>Typology<br>Code |
|                              |   |  |                               |                    |  |                   |                              |                              |  |                        |                |                                 |                                 |                        |
|                              | Total                                       |  |                               |                    |  |                   | 506,798.00                   |                              |  |                        | 506,798.00     |                                 |                                 |                        |
|                              | GRAND TOTAL                                 |  |                               |                    |  |                   | 30,107,736.00                |                              | 43,964,135.00                                      | 72,961,239.00          | 147,033,110.00 |                                 |                                 |                        |
|                              | TRUST FUND                                  |  |                               |                    |  |                   |                              |                              |  |                        |                |                                 |                                 |                        |
|                              | Food/Medical/Burial Assistance              | CMO/CSWDO                              | June                          | Dec                | Food/medical/burial<br>assistance provided | Trust<br>Fund     |                              |                              | 70,000,000.00                                      |                        | 70,000,000.00  |                                 |                                 |                        |

Prepared by:

  
CHONA O. SEPANO, EnP  
City Planning and Development Coordinator

Approved by:

  
LETICIA ARANDA T. BRAGADO  
City Budget Officer

  
MAHLA ROSARIO S. TING-QUE  
City Mayor