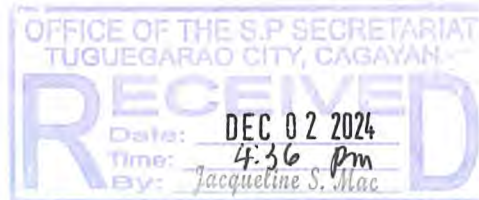




BAGONG PILIPINAS

Republic of the Philippines
Province of Cagayan
TUGUEGARAO CITY

Phone number : 0953-588-3721 | email address : cmotuguegaraocity@gmail.com



OFFICE OF THE CITY MAYOR

2 December 2024

THE PRESIDING OFFICER AND MEMBERS

Sangguniang Panlungsod
This City

Dear *Presiding Officer and Members of the Sanggunian*:

Herewith is the request of Jollibee Tuguegarao Citimall relative to the closure of the road between Jollibee and Golden Coin Trader for the dismantling of the establishment's "pylon", which was damaged by the successive typhoons, for your information and appropriate action.

In accordance with Section 21 of Republic Act No. 7160, this request is hereby referred to your august body for adoption of the appropriate ordinance.

This matter is certified as **URGENT** pursuant to Article 107 of the Implementing Rules and Regulations of the Republic Act No. 7160, or the Local Government Code of 1991.

For your information and appropriate action.


Thank you!

In the name of public service,

MAILA ROSARIO S. TING-QUE

City Mayor

For and by authority of the City Mayor:


JUANITO A. CALUBAQUIB
City Administrator

Copy furnished:

- Jollibee
- Traffic Management Group
- Philippine National Police
- City Legal Office



Jollibee Foods Corporation

Fragante Building, #08 Bonifacio St., Centro 06,
Tuguegarao City, Cagayan, 3500
Tel : (078) 844-0622

OFFICE OF THE CITY MAYOR

RECEIVED

Date: DEC 02 2024
Time: 4:00 PM
By: [Signature]

To Mayor Maila Ting Que,

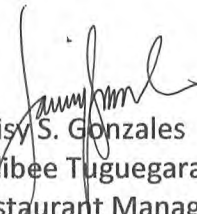
Jolly day!

We are writing a letter to seek permission for the temporary road closure in front of Fragante Building and side Jollibee Tuguegarao Citimall (road between Jollibee & Golden Coin Trader) for two days due to dismantling of Jollibee Pylon. Please see attached file for the scope of works.

We are hoping for a positive response from your office. You may reach us through these numbers : 0953-113-4123, 0921-487-1031, 0956-586-8195

Post Date on: Dec. 12-14, 2024 or the soonest.

Regards,


Daisy S. Gonzales
Jollibee Tuguegarao Citimall
Restaurant Manager
0917-300-1795



Scopes of Work for Dismantling & Replacement of Pylon

1. Preparation of Materials and Equipments (PPE, Scaffolding, Tools and Crane)
2. Erection of Scaffolding, ensure proper PPE. Tagging of Area with Yellow Caution Tape and Signage - "Work Area".
3. Positioning of Crane near the Pylon Area.
Hook the lifting eye po the Pylon Sign for Lifting of Crane.
4. First, Loosen and Remove the bolts of Pylon Sign. The crane will lift the Pylon Sign slowly down to the ground, make sure to secure the perimeter before placing the dismantled Pylon Sign in the area.
5. Second, Dismantling of Pylon Post by Column and place to the secure area.
6. Removing of Scaffolding with Proper PPE.
7. Cleaning and Clearing the Area.

Step No	Job Steps	Job Step Hazard	Job Step Control
1	Coordination of Materials on Site.1		Coordination to Manager or Management in charge in Jollibee store
2	Delivery of materials on site	Bump by moving vehicles	Traffic management / follow disignated route Watchmen for the incomomin Vehicles / Traffic Manaement Barricade the area by using Caution tape
3	Erection of Scaffolding	Working of Heights	Certified scaffolder by Modagraphics. Rigid Barricade The Area Use Safety Harnest with (2)two hook and Shock absorber
		Falling object	Use Safety Helmet or Hard hat Use Safety precaution such as Caution tape Use Safety Goggles / Safety Glass provide Spotter or Watch man
4	Dismantling of Old Pylon Head	Working of Heights	Certified scaffolder by Modagraphics. Use safety Harnest with (2)two hook and Shock absorber, provided and Certified of Modagraphics
		Electricution / Electric Livewire	Certified Electrician by Modagraphics Use LOTO, Logout and Togout proces lavel Use proper tools and equipment, such as Plier, Cutter Plier, Flat head acrew, and Cross Head screw Use Barricade (w/Caution tape) Use dust Mask Use safety Shoes
5	Entering Heavy Equipment 30tons Telescopic Crane	Bump by moving vehicles	Traffic management / follow disignated route Rigger man for the Sign sinal Watchmen
6	Installation and Replacement of New Pylon Head	Heavy Loads	Do not work under suspended loads Use proper lifting technique. Bend your knee Not in your back. Use Body, body technique Use proper safety Gloves. Such as. Cotton Gloves, Rubber Gloves
		Sharp object	Use Safety Goggles / Safety Glass
		Falling object / Debris	Use Safety Helmet or Safety Hard hat
		Electricution / Electric Livewire	Certified Electrician by Modagraphics Use LOTO, Logout and Togout proces lavel Use proper tools and equipment, such as Plier, Cutter Plier, Flat head acrew, and Cross Head screw
7	Dismantle of Scaffolding	Working of Heights	Certified scaffolder by Modagraphics. Use safety Belt. Or Safety Harnest if Needed provide Spotter or Watch man Use Safety Goggles / Safety Glass Use Safety Helmet or Hard hat
		Falling object	Use Safety Goggles / Safety Glass Use Safety Helmet or Hard hat
8	Demobilization	Bump by moving vehicles	Traffic management
		By standers	Watchmen
		Debris/Dust	Use safety goggles and hand gloves Close out work permit to the management /Clearance